


PROPHETS & PENITENTS

CONFESSIONS OF A CHAIR

22-27 APRIL 2009, 11am-7pm



VENUE: ORATORIO DELLA PASSIONE, SANT'AMBROGIO
PIAZZA SANT'AMBROGIO, MILANO
PRESS PREVIEW: TUESDAY 21 APRIL, 5.30pm
OPENING & COCKTAIL: TUESDAY 21 APRIL, 6.30pm
WWW.PROPHETSANDPENITENTS.COM

Galleria Blankaert

DAMN°
A MAGAZINE ON CONTEMPORARY CULTURE

IN COLLABORATION WITH: Elena Agudio & Alexandra Waldburg-Wolfegg



PARTICIPANTS PROPHETS & PENITENTS
Confessions of a Chair

Konstantin Grcic, François Azambourg, Maarten Baas, Edward Barber & Jay Osgerby, Stéphane Barbier Bouvet, Ronan & Erwan Bouroullec, Bram Boo, Julien De Smedt, Ineke Hans, Jörg Hundertpfund, Dejana Kabiljo, Richard Hutten, Pierre Kracht, Lachaert & d'Hanis, Kwanghoo Lee, Arik Levy, Piero Lissoni, Xavier Lust, Studio Makkink & Bey, Peter Marigold, Jason Miller, Bruno Munari, Heath Nash, Judith Seng, osko+deichmann, Jerszy Seymour Design Workshop, Ilkka Suppanen, Patricia Urquiola, Alex Valder, Marcel Wanders, Sylvain Willenz, Michael Young, 5.5 designers, Marti Guixé

www.prophetsandpenitents.com, www.damnmagazine.net, www.galeriablanchaert.it

DAMn° Party

BAR BASSO, VIA PLINIO 39, WEDNESDAY 22 APRIL, FROM 11PM

Hot & sweaty – just the way we like it. DAMn°'s annual party at the infamous Bar Basso is a cocktail in all senses. From the bar to the toilet queue and out onto the streets, we defy anyone not to make new friends & greet old ones like it was only yesterday. No guest list, no secret location, everyone is our VIP.

www.barbasso.com

PROPHETS & PENITENTS
Confessions of a Chair

AN INITIATIVE OF
DAMn° magazine & Galleria Blanchaert, Elena Agudio & Alexandra Waldburg-Wolffegg

CURATORIAL CONCEPT
Walter Bettens and Siegrid Demyttenaere, DAMn° magazine

ART DIRECTION & GRAPHIC DESIGN
Siegrid Demyttenaere, DAMn° magazine
A thank you to Marti Guixé for the gazette idea
Web design by Ludwig Waldburg, www.wolfei.com

SUB EDITOR
Emma Firmin, DAMn° magazine

A big thanks to the people, products & place that have contributed to this exhibition.

MoOD
Meet only Original Designs
TEASING YOU WITH UPOLLETARY, WINDOW AND WALL COVERINGS

DAMn° has invited an eclectic mix of more than 30 designers to participate in the exhibition **Prophets & Penitents: Confessions of a Chair at the Oratorio della Passione at Sant'Ambrogio - Milan's archetypal church - to express their personal confessions on chair prototyping, with many of the pieces seen in public for the first time.**

CONFESSIONS OF A CHAIR

A narrative on an almost sacral theme, for the designer the creation of a chair is like that of a string quartet to the composer: a unique reading of its creator's cerebral signature, revealing the modus operandi against the zeitgeist.

To celebrate the existence of this daily-life four-legged comfort-bringer, some 30 designers were invited to the Oratorio della Passione at Sant'Ambrogio – Milan's oldest church – to express their personal confessions on chair prototyping.

The exhibition reveals the invisible detours on the road to realisation. Those imperfect-perfect moments, where against all the clichés of digital 3D moulding, prototyping still continues to be regularly performed, in this instance, by the canonical elite and the choristers.

That the word 'prototype' is an elastic concept, we experienced upon receiving the first entries. Some chairs are a prototype in the true sense of the word: first experiments in the preliminary design process leading to mass-production. Others are rather one-off sculptures – intended or not – (nearly) finished pieces fated to stay a first prototype forever. But there's a place for everyone in the church: having different genders, we decided to give them different wings in the chapel.

A few chair designs transcend the level of true prophecy, others cry out for mercy and penitence, but true to the embrace of our design faith we administer them all with absolution – albeit just for the passion of the ur-chair. * (WB)



* all prototypes subject to availability



360° chair - prototype 2008

by *Konstantin Grcic (DE)*
manufactured by *Magis*

As featured on the latest cover of DAMn°, Grcic's first wooden prototype of the 360° chair (size: 50 x 40 x 80cm, material: pine wood) dates from July 2008. The final production model of the 360° chair, launched by Magis during Salone 2009, is manufactured in steel and polyurethane foam.

www.konstantin-grcic.com
www.magisdesign.com
Cover image DAMn° 21 by Konstantin Grcic, March 2009

Yes, I would like to take a subscription now and save 10%



SUBSCRIBE NOW!
www.damnmagazine.net
-10% until 30 April 09

MY PURCHASE

One year of DAMn° good pleasure (6 issues) starting with issue #21 #22

Shipping to Belgium: € 58,5, rest of Europe: € 63, outside Europe: € 108

Two years of DAMn° good pleasure (12 issues) starting with issue #21 #22

Shipping to Belgium: € 117, rest of Europe: € 126, outside Europe: € 216

BILLING INFORMATION

Name:.....

Company:.....

Address:.....

.....

Postcode/ZIP:.....

City:.....

Country:.....

e-mail:.....

VAT-nr.:.....

Profession:.....

SHIPPING INFORMATION

Same as billing address

Name:.....

Address:.....

.....

Postcode/ZIP:.....

City:.....

Country:.....

SEND THIS FORM TO: DAMn° magazine, PB 600, 1000 Brussels-1, BELGIUM
OR BRING IT TO: Magna Pars, Via Tortona 15, Zona Tortona, Milan
OR SUBSCRIBE ONLINE BEFORE 30 APRIL 2009

DAMn° 21 is for sale at Magna Pars and at the Prophets & Penitents exhibition

PACK - prototype 1999

by *François Azambourg (FR)*

Fifth research prototype. 185 g/sq.m polyester sailing canvas, structured by polyester string, Rigid dual-component PU foam. Button on the left.
Size: 72cm H x 41cm W x 48cm D; 2750g

Directions:

- 1- Turn Right activating button several times.
- 2- Shake the chair for 20 seconds.
- 3- Slowly turn the chair twice.
- 4- Hold the chair until inflating begins (about one minute).
- 6- After inflation, let rest for 10 minutes before use.

www.azambourg.fr



SCULPT CHAIR - prototype 2008

by *Maarten Baas (NL/DE)*

The concept is based on miniature sketch models. The spontaneity, the roughness and the primal character of the models are transformed into real sized furniture.

www.maartenbaas.com



SATURN STOOL - prototype 2008

by *Edward Barber & Jay Osgerby (UK)*

manufactured by *ClassiCon*

The stool is made from three interlocking machined wooden arcs, joined centrally to a triangular wooden dished seat. The triangular structure is geometrically complex as each leg twists through 45 degrees from the floor to the seat as well as reducing in thickness, which gives a very strong tripod structure. The stool is lacquered with a black stain.

www.barberosgerby.com

www.classicon.com



TOOLS CHAIR - chainsaw prototype 2006


by *Stéphane Barbier Bouvet (FR)*

The workshop brings the designer into a fascinating technical world, just like that of a manufacturer. Along with their curiosity and knowledge, the designer faces the tools, these human body extensions, that are just here, present and inert, ready to perform intelligent actions. Even if the essence of this form is still missing, we know that it has a precise goal, not coming from nature but from human intelligence. The tool questions, surprises; we want to capture it the proper way and perform the function assigned to it... The construction of the Tools Chair followed this principle. The designer, with the help of a precision tool, digs inside the bowels of a block in order to give a shape and a function. The chosen instrument is leaving its singularity inside the raw material - a strong line, a soft line, a warm tone, a cold tone. These are unpredictable characters due to the tools or by hand, some accidents that are the soul of the object.

www.atelierbbb.com

VEGETAL CHAIR - prototype 2008

by *Ronan & Erwan Bouroullec (FR)* manufactured by *Vitra*



The first test injections of the Vegetal chair for Vitra are wild rough pieces, which are far away from what you would expect of industrial tooling. They take place at the early stages of the development, a massive piece of stainless steel (a kind of cube, 15 tonnes) was put on the milling table, and stayed there for months, until it was cut in two parts, one is the front part of the mould, the other the back, and of course the outside shape of the chair lies in between these two elements. It's an emotional moment when what can only be imagined in drawings or prototypes is realised in the final material. These pieces express the chemical and physical process that takes place inside the mould, showing step by step the birth of the chair. It's why we have a special relationship with them.

www.bouroullec.com
www.vitra.com

CHAIR OVERDOSE - prototype 2009

by *Bram Boo (BE)*

Just like saints, who are often represented with an aureole surrounding their heads, I was inspired to use function and especially an overdose of storage units to create a kind of aureole for everybody who is going to be seated in this chair!

www.bramboo.be



COLLAPSE - prototype MDF 2009

by *Julien De Smedt (BE)*

To make yet another chair is just as irrelevant as to make yet another type font. There's so many of them that have proven to be readable. Do we need to re-think reading? Do we need to re-think sitting? We need to RE-think economy: economy of production, economy of waste, economy of transport, economy of space. We propose Collapse, a collapsible chair that folds into a wafer thin plate. Its mechanism is simple and robust, its design frank and timeless. It doesn't try to appear as something new or hopelessly claim another style but instead proposes an efficient and effortless way to store, ship and sit on a chair.

www.jdsarchitects.com


NEO COUNTRY - prototype 2007

by *Ineke Hans (NL)*

manufactured by *Cappellini*

One of the models to feature in Hans' Neo Country collection for Cappellini, Country Rock reflects the designer's interest in material qualities, unusual material combinations, human proportions and habits. Neo Country embodies her longing for a vernacular, simple, no-nonsense and non-pretentious approach to design. The initial impression is of sober wooden furniture - apparently back to basics. However, at second sight the texture in the wood is not all it seems. Artificial & natural, traditional woodworking & 21st century technique, harmonised rather than opposed.

www.inekehans.com
www.cappellini.it



NO TITLE - prototype 2009

by *Jörg Hundertpfund (DE)*

This is a chair.
Obviously just another position to all the others.
Also a final point, as there is not much left to say with a chair.

Material: coated polyurethane, size: 75 x 45cm approx..

www.hundertpfund.com



PRETTYPRETTY Rosina - prototype 2009

by *Dejana Kabiljo (AT/HR)*

Pretty heads to sit on explore the nicely regulated erotic allure that surrounds us, tracing out the customary grammar of desire. 'You don't just fall out of the shower looking like that, pale champagne streaks in ash blonde hair reflect the flattering look of soft shading. Hair falls freely in a deep tumble of waves, pale blonde tendrils... Dizzying swirls of colour.' These beauties, angelic and gracious, radiate self-assurance, yet: 'what shall we do with all this useless beauty?'

(*D P MacManus)

Materials: horsehair on water resistant MDF, steel construction.

www.kabiljo.com



THIS CHAIR - prototype 2004

by *Richard Hutten (NL)*

manufactured by *Lensvelt Office Furniture*


In 1993 Hans Lensvelt approached me to design a 'No sign of design' (an adage from my early career) chair, with a wooden shell and a metal frame. For me, the best example of this typology was the Butterfly chair by Arne Jacobsen and I wanted to add something to his chair. Through the extreme bending of the wood, we could make the shell half as thick as the Jacobsen chair - halving the weight and amount of trees needed. During the process of making it, Hans and I were always referring to the chair as 'this' chair: 'This chair has to do this and this chair has to do that.' In the end we decided to call this chair This chair. Later on we also made a plastic version of This chair, which is called That chair. The prototype of This chair was only made to test the comfort, not the visual aspects. Good comfort, with good lower back support, was very important to me. Hans and I always took this testing very seriously, and there was always beer involved for the best results.

www.richardhutten.com
www.lensvelt.nl

Plastic Surgery

That in some parts of the world chairs can lead more than seven lives doesn't sound unfamiliar. People can be very inventive when it comes to prolonging their existence. Plastic surgery is a common thing. When tripping, the editorial chairs of DAMn° always have an eye and a camera for these unexpected customised little devils. Break a leg for the real penitent. (WB)

Photos: Walter Bettens, Jessica De Baere and Siegrid Demyttenaere







LOUIS CARBON - prototype 2008

by Pierre Kracht (DE)

A structure, a sculpture, a shadow of its former self, a cloud, a cover, perforated skin, a net, a string, no contend left. A prototype and archetype, to gain insight. A memory. Big nothing.

www.PierreKracht.de



CHATON SIÈGE - prototype 2009

by Lachaert & d'Hanis (BE)

The stool has the form of a chaton with its stone, traditionally used for mounting diamonds and other precious stones. Enlarging this typical jeweller's object arouses the fantasy, playing a game with expectations, with proportions. Deviating from the familiar measure of things, breaking all the rules. The Chaton Siège is for use outdoors; a jewel, a precious ornament in the landscape.

www.lachaert.com

PAPER CHAIR - one-off 2008

by Kwanghoo Lee (ROK)

This is an experiment in the study for raw materials. Focusing on the possibilities of introducing new shapes and seeing the other side, the original role of the material is shifted. Size: 28.5cm W x 50cm H x 28.5cm D

www.kwangholee.com



IDENTITY DISORDER - one-off, 2009

by Arik Levy (IL)

A chair that becomes a lamp that becomes a chair... once the chair is connected and lit, is it more of a chair or more of a lamp? And when suspended what is it then? Social stereotypes are similar to product typologies: I feel that the gap between them is the place where the real issues are raised. Pretty or not.

www.arikleavy.fr

LIZZ - prototype 2007

by Piero Lissoni (IT)

manufactured by Kartell

Chair in batch-dyed thermoplastic technopolymer; manufactured in one single piece using gas-blowing technology. It has a squared contour, a wide seat and a low, roomy backrest. Stable, shockproof and scratch resistant. It comes in a wide range of colours in a glossy finish. The name of the project was inspired by Liz Taylor, the modified name Lizz an echo of the chair's play with traditional proportions.

www.lissoniassociati.it
www.kartell.it



ARCHIDUCHAISE - prototype 2007-2009

by Xavier Lust (BE)

manufactured by Xavier Lust Studio

Defying metal's heaviness, Lust transforms it into light and fluid self-standing structures using a peculiar and very personal process. He calls it (de)formation and it consists of folding metallic surfaces into volumes of elegant and sober lines. With contrasting cultural references that span history, the Archiduchaise can in turn recall a graceful 17th century dress or a contemporary sculpture. The arrogant and cold beauty of its large polished skirt seems to demand respect and invites one to keep a distance.

Prototype of a limited edition of 18 pieces (realised 2007 - 09), manufactured by Xavier Lust Studio in mirror-polished aluminium.

www.xavierlust.com


PIXELATED CHAIR - artist proof 2009

by Studio Makkink&Bey (NL)

commissioned by La Galerie de Pierre Bergé & Associés

Pixelated Chair with pillow (edition of 3+1). Dutch trees and sheep make a collection of furniture that changes the Gallery into a temporary test house. Slats, felt, a sewing machine and capable hands have worked together and shared knowledge to compose a temporary apartment. The Pixelated Chairs are constructed out of short white wooden slats of 44 x 18mm, that have been stapled together in the shape of classic armchairs. The seating is assembled of felt blocks with a sewed in wood pattern, and filled with wool.

www.jurgenbey.nl
Photo by Alain Speltdoorn



STUDIO CHAIR - one-off 2009

by Peter Marigold (UK)

This is my studio chair. We have very bad security in our studio so this one I can lock with security screws at night. It also has a small shelf just under the seat where I can put a hot water bottle - our studio is unheated but my chair never suffers.

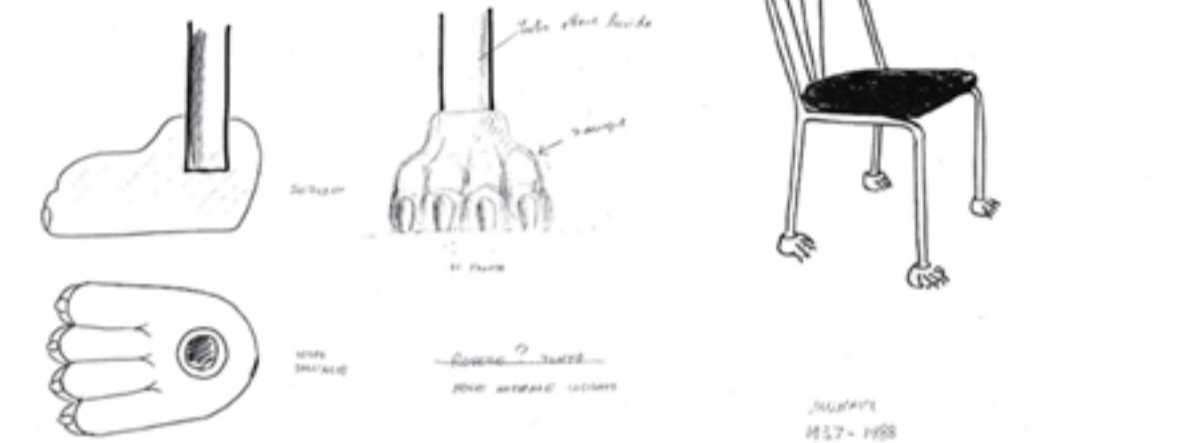
www.petermarigold.com

MUNARIA - prototype 1988

by Bruno Munari (IT)

This chair has never been manufactured and only one prototype exists, with just three small drawings of the chair and details of the feet. The bent tubular frame is in polished brass, and the feet, or better still, the paws, are in polished walnut with gilded nails.

Date of project: 1945



THE WOOLLY CHAIR - prototype 2009

by Jason Miller (USA)

The Woolly chair is a chair made almost entirely of animal hair. The chair's structure is industrial wool felt, which has been folded and sewn. The back and the arms remain flexible and conform to the sitter. The outer cover is a bison hide. Like a bear rug or a Native American robe, a whole, tanned hide is used as is. It's a decadent chair.

www.millerstudio.us



ROLL-UP - prototype 2009

by Heath Nash (SA)

For a while I have been imagining an Africa that was allowed to develop its own unique design needs, technologies and directions; separate to tastes and history from European colonialism. It's just a trick really - to try and imagine-design the sorts of objects that could have evolved (and still can) from a simple woven grass mat, given the simplest needs and the setting of South Africa as a beginning point for this hypothetical imaginary world.

The Roll-Up is my first object in this exploration of an imagined culture in the impossible past and hopefully into the exciting future...

www.heathnash.com




STRAW CHAIR - prototype 2009

by osko+deichmann, Blasius Osko (DE) + Oliver Deichmann (DE)

The bent tube is the symbol for modernity in furniture design. Until today this Holy Grail remained untouched. Now, for the 90th anniversary of the Bauhaus, the Straw Chair brings the first innovation into tubular steel furniture for over 80 years: the kinked tube. Some might call it blasphemy, we call it reformation.

www.oskodeichmann.com



TRIFT - prototype 2009

by Judith Seng (DE)

Trift explores the ideal of perfect surfaces by destructing them within the same object. Destruction or perfection - both require equivalent effort. Merging the two conflicting aspects, Trift approaches this ambivalence as an aesthetic reflection.

www.judithseng.de

AMATEUR EAMES - one-off 2009/1916, CABARET VOLTAIRE

by *Jerszy Seymour Design Workshop* (UK/DE)

Eames Chair copy with intervention by amateur, meaning lover, appassionato and non-professional as a way of being.

www.jerszys Seymour.com



JIM - prototype 2007-2008

by *Ilkka Suppanen* (FI)

manufactured by *Vivero*

The prototype – together with his twin brother Jules – originates from a project for Vivero, a small Finnish furniture manufacturer with very limited resources but a brave mind. The idea is to make a relaxed armchair - comfort with minimum investment and rational production. The chair is an intentional compromise between comfort, feeling safe, and alternative seating positions, rationality and production. Its asymmetric geometry allows for both relaxed cocooning and stool-like alertness, with a single moulded piece cut in various sections to create seat, backrest and neck support to save on costs. Angular planes, composed by u-shaped units, create the shape. The angles of the chair follow the line of the body, trying to achieve even support of the different parts.

www.suppanen.com
www.vivero.fi

READY VICO - one-off 2005

by *Patricia Urquiola* (IT)

It is a tribute to Vico Magistretti and to the Selene chair that I have always loved. And to the amusing seat covers that taxi drivers around the world use as a healthy add-on to their seats. The result is a marriage of two fetishes, which match perfectly together. It's love at first sight.

www.patriciaurquiola.com



HOEKKERLE AND BAENKLE prototype 2007

by *Alex Valder* (DE)

A single and a double stool made of maple with colourful Abet Laminati seating.

www.archimedes-solutions.com



MANNEQUIN - prototype 2006

by *Marcel Wanders* (NL)

manufactured by *Moooli*

Mannequin is a concept from Wanders where you have the freedom to change the cover of your seat yourself. Ideal for restaurants and commercial projects and the home, Wanders has designed three brand new fabrics for the model. How will you dress your mannequin?

Material: polyester and cotton fabric, powder-coated steel frame; indoor use only. Safely stackable up to six seaters!

www.marcelwanders.com
www.moooli.com



CANDY LOW CHAIR - prototype 2009

by *Sylvain Willenz* (BE)

The Candy Collection exploits the potential of steel reinforcement bars for concrete structures. Thanks to a simple industrial coating process normally used in the marine industry, the unattractive steel bars are given a new and seductive identity. A high gloss polyester coating, applied to the textured bars gives off a multitude of bright reflections. This is the prototype in its final stage, just before it goes to be painted. The seat of the chair is made from a single laser-cut flat sheet of steel. Then the sheet goes into a folding process, lifted up in two parts, which make up the backrest. The joint is welded and cleaned. At the painting factory it is dipped in acid to take off any impurities. Then it goes into an oven, up to 350°C, and finally is electrostatically spray-painted. Quite a conventional painting process, except for the temperature and the high resistance, high gloss material used.

www.sylvainwillenz.com

CARBON COEN - prototype 2009

by *Michael Young* (UK/HK)

manufactured by *DD-3*

In its original format, the slender structure of the wooden Coen chair was constructed by a series of technically challenging engineering manoeuvres. Its popularity was inspiring enough to make more advanced studies to create it in carbon fibre, of which the prototype is shown here. This special edition series was launched in mid-April during one of Asia's leading contemporary art fairs, ART HK 09, where design editions company DD-3 produced an exhibition of Young's most recent explorations of materials and technology.

www.michael-young.com
info@dd3.com



MILLE PIEDS - one-off 2003

by *5.5 designers* (FR)

This chair is a unique piece; it was born during the first Furniture Hospital in Nîmes, France, for the Réanim project with Secours Populaire Français. The aim was to collect old abandoned furniture and give it a second chance by using all different kinds of treatment. 5.5 designers decided to commercialise a range of treatments to give everyone the possibility to cure broken furniture: crutches, seat prostheses, suture kits and graft kits. Mille Pieds chair is the beginning of this reflection: to cure broken chairs with a systematic method. This model was made using six different chair profiles and two green 'splints' as a frame.

www.cinqcinqdesigners.com



seat
anywhere
chair

